

CORNERSTONE

Dry - Pressed Ceramic Tiles ISO 13006 Annex G - UNI EN 14411 Annex G - Bla UGL



CARATTERISTICHE TECNICHE

Technical Features - Caracteristiques Techniques - Technische Eigenschaften
Technische Eigenschaften - Características Técnicas - Технические Характеристики

NORMA

Standard - Norme
Norm - Norma - Норма

VALORI

Value - Valeur
Vorgabe - Valor - Средние

	ASSORBIMENTO D'ACQUA (VALORE MEDIO IN %) Water absorption (Average value expressed in %) - Absorption d'eau (Valeur moyenne en %) Wasseraufnahme (Durchschnittswert in %) - Absorción de agua (Valor medio en %) Поглощение воды	UNI EN ISO 10545/3	CONFORME		
		ASTM C373	COMPLIANT		
	RESISTENZA ALLA FLESSIONE Modulus of rupture - Resistance a la flexion - Biegefestigkeit Resistencia a la flexion - Прочность на изгиб	SPESSORE	6,5 mm	10 mm	20MM
		UNI EN ISO 10545/4	≥ 35 N/mm ²	≥ 45 N/mm ²	≥ 45 N/mm ²
	FORZA DI ROTTURA Breaking strength - Résistance à la rupture - Bruchlast Resistencia a la rotura - Разрывное усилие	UNI EN ISO 10545/4	≥ 700 N	≥ 2000 N	≥ 12000 N
		ASTM C648	250 Lbs	400 Lbs	2500 Lbs
	RESISTENZA AL GELO Frost resistance - Résistance au gel - Frostbeständigkeit Resistencia a las heladas - Морозостойкость	UNI EN ISO 10545/12	CONFORME		
		ASTM C1026	UNAFFECTED		
	RESISTENZA CHIMICA AD ALTE E BASSE CONCENTRAZIONI DI ACIDI E BASI Chemical resistance to high and low acid and basic concentrations Résistance chimique aux hautes et basses concentrations d'acides et de bases Chemikalienfestigkeit bei hohen und niedrigen Konzentrationen von Säuren und Basen Resistencia química con concentraciones altas y bajas de ácidos y bases Химическая стойкость к высоким и низким концентрациям кислот и щелочей	UNI EN ISO 10545/13	A - LA - HA		
		ASTM C-650	UNAFFECTED		
	RESISTENZA ALLE MACCHIE Stain resistance - Résistance aux taches - Fleckenbeständigkeit Resistencia a las manchas - Стойкость к образованию пятен	UNI EN ISO 10545/14	5		
	COEFFICIENTE DI ATTRITO Slip resistance Coefficient de glissement Rutschfestigkeit Barfußbereich Coeficiente de atrito medio Кoeffициент трения		NAT.	20MM	
		DIN 51130	R10	R11	
		DIN 51097	B (A+B)	C (A+B+C)	
		ANSI A 137.1- 2012 DCOF (Section 9.6)	WET ≥ 0,50	WET ≥ 0,65	
		B.C.R.A.	≥ 0,40	≥ 0,40	
		AS 4586: 2013 Slip resistance classification of new pedestrian surface materials	P2	P4	
		BS 7976-2: 2002 Pendulum testers	> 36 Low Slip potential	> 36 Low Slip potential	
ENV 12633-2006 Method of determination of unpolished and polished slip/skid resistance value	2	3			

Per maggiori chiarimenti sui dati tecnici e sulla garanzia consultare il catalogo generale in vigore. - For further information on technical specifications, please consult our up-dated general catalogue. - Pour toutes informations supplémentaires sur les données techniques et sur les garanties, veuillez consulter le catalogue general en vigueur. - Für weitere Informationen über technische Daten und Garantie beziehen sie sich bitte auf den aktuellen Gesamtkatalog. - Para ultiores informaciones sobre los datos tecnicos y la garantia, vease el catalogo general en vigor. - Более подробную информацию о технических данных и гарантии смотрите в действующем сводном катал.



PRODUCT CERTIFIED
FOR LOW CHEMICAL
EMISSIONS:
UL.COM/CGG
UL 2818



放射性水平A类



Min. 7,5%



A Brand of Emileramica S.r.l. a socio unico




CORNERSTONE

COLORI E FORMATI

Colours and Sizes | Couleurs et Formats | Farben und Formate | Colores y Tamaños | Цвета и Форматы

SLATE
WHITE



SLATE
GREY



SLATE
BLACK



SLATE
MULTICOLOR



GRANITE
STONE



CORNERSTONE

COLORI E FORMATI

Colours and Sizes | Couleurs et Formats | Farben und Formate | Colores y Tamaños | Цвета и Форматы

6,5 mm.



Naturale Rett.

120x278 - 47^{1/4}"x109^{7/16}"

- EJ20 Slate White ● 117
- EJ21 Slate Grey ● 117
- EJ22 Slate Black ● 117

10 mm.



Naturale Rett.

60x120 - 23^{5/8}"x47^{1/4}"


- E7KW Granite Stone ● 89
- E7KP Slate Multicolor ● 89
- EJ5A Slate White ● 89
- E7KX Slate Grey ● 89
- E7KY Slate Black ● 89



Naturale Rett.

45x90 - 17^{1/16}"x35^{7/16}"

- E2QF Granite Stone ● 77
- E2Q7 Slate Multicolor ● 77
- EJ5M Slate White ● 77
- E2QG Slate Grey ● 77
- E2QH Slate Black ● 77



Naturale Rett.

30x120 - 11^{13/16}"x47^{1/4}"

- E2PR Granite Stone ● 91
- EJ5D Slate White ● 91
- E2PS Slate Grey ● 91
- E2PT Slate Black ● 91



Naturale Rett.

60x60 - 23^{5/8}"x23^{5/8}"

- EJ5P Slate White ● 73
- E2PY Slate Grey ● 73
- E2PZ Slate Black ● 73



Naturale Rett.

15x120 - 5^{7/8}"x47^{1/4}"

- E2PN Slate Multicolor ● 91



Naturale Rett.

30x60 - 11^{13/16}"x23^{5/8}"

- E2Q4 Granite Stone ● 66
- E2Q0 Slate Multicolor ● 66
- EJ5R Slate White ● 66
- E2Q5 Slate Grey ● 66
- E2Q6 Slate Black ● 66



Naturale Rett.

90x90 - 35^{7/16}"x35^{7/16}"

- EJ5J Slate White ● 91
- E44C Slate Grey ● 91
- E44D Slate Black ● 91



Naturale Rett.

10x30 - 3^{15/16}"x11^{13/16}"

- EJLH Slate White ● 77
- ECXY Slate Grey ● 77
- ECXZ Slate Black ● 77

20MM



Naturale Rett.

45x90 - 17^{1/16}"x35^{7/16}"

- E7TY Slate Multicolor ● 99
- E3PN Slate Grey ● 99
- E7U0 Slate Black ● 99



Naturale Rett.

60x60 - 23^{5/8}"x23^{5/8}"

- E2PJ Granite Stone ● 97
- E2PK Slate Grey ● 97
- E2T4 Slate Black ● 97

Si consiglia la posa con fuga 2 mm. - Laying with a 2 mm-joint is recommended. - Pose recommandée avec joints de 2 mm.
Es wird eine Fugenbreite von 2 mm empfohlen. - Se recomienda la colocación con juntas de 2 mm. - Рекомендуются укладка с швом 2 мм.

CORNERSTONE

DECORI

Decors | Decors | Dekore | Decorados | Декоры

MOSAICO*


Tessera - Chip 2,8x2,8 (1^{1/8}"x1^{1/8}")




30x30 - 11^{13/16}"x11^{13/16}"
EJ5V Slate White Nat. ● 138




30x30 - 11^{13/16}"x11^{13/16}"
E2SS Slate Grey Nat. ● 138



30x30 - 11^{13/16}"x11^{13/16}"
E2ST Slate Black Nat. ● 138



30x30 - 11^{13/16}"x11^{13/16}"
E2RC Slate Multicolor Nat. ● 138



30x30 - 11^{13/16}"x11^{13/16}"
E2SR Granite Stone Nat. ● 138


LISTELLI SFALSATI*



30x60 - 11^{13/16}"x23^{5/8}"
EJ5X Slate White Nat. ● 106




30x60 - 11^{13/16}"x23^{5/8}"
E2SM Slate Grey Nat. ● 106



30x60 - 11^{13/16}"x23^{5/8}"
E2SN Slate Black Nat. ● 106



30x60 - 11^{13/16}"x23^{5/8}"
E2S5 Slate Multicolor Nat. ● 106












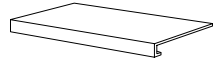




30x60 - 11^{13/16}"x23^{5/8}"
E2SL Granite Stone Nat. ● 106

* Su rete in fibra - On fibre mesh backing - Sur filet en fibre de verre
Auf Glasfasernetz - Sobre malla de fibra - На волоконной сетке

CORNERSTONE

PEZZI SPECIALI

Trims | Pieces Speciales | Formteile | Piezas Especiales | Специальные Изделия

	Dimensione Size	 Granite St.	 Slate Mult.	 Slate White	 Slate Grey	 Slate Black	Fascia di prezzo Price band
 Battiscopa - Skirting	Nat. Rett. 7x60 - 2 ^{3/4} "x23 ^{5/8} " Pcs. Box 14 - LM x Box 8,40	E2TK	E2S4	EJ5Z	E2TL	E2TM	● 16
	Nat. Rett. 7x90 - 2 ^{3/4} "x35 ^{7/16} " Pcs. Box 8 - LM x Box 7,20	E2TD	E2RY	EJ61	E2TE	E2TF	● 24
 Battiscopa Scala Dx Sx Tread Skirting Dx Sx	Nat. Rett. 7x60x60 2 ^{3/4} "x23 ^{5/8} "x23 ^{5/8} " Pcs. Box 2 - LM x Box 1,20	DX E8YR	DX E9TM	DX EJ63	DX E8YT	DX E2SG	● 36
	Nat. Rett. 7x60x60 2 ^{3/4} "x23 ^{5/8} "x23 ^{5/8} " Pcs. Box 2 - LM x Box 1,20	SX E8YS	SX E9TN	SX EJ69	SX E8YU	SX E2SH	
 Battiscopa Scala Dx Sx Tread Skirting Dx Sx	Nat. Rett. 7x60x60 2 ^{3/4} "x23 ^{5/8} "x23 ^{5/8} " Pcs. Box 2 - LM x Box 1,20	DX E8YX	DX E9TP	DX EJ6A	DX E8YZ	DX E8Z1	● 36
	Nat. Rett. 7x60x60 2 ^{3/4} "x23 ^{5/8} "x23 ^{5/8} " Pcs. Box 2 - LM x Box 1,20	SX E8YY	SX E9TQ	SX EJ6C	SX E8Z0	SX E8Z2	
 Gradino - Stair Tread	Nat. Rett. 33x120 - 12 ^{15/16} "x47 ^{1/4} " Pcs. Box 2 - LM x Box 2,40	E908	E905	EJ6E	E2TG	E909	● 120
 Gradone - Step	Nat. Rett. 33x120x3,2x3,2 12 ^{15/16} "x47 ^{1/4} "x1 ^{1/4} "x1 ^{1/4} " Pcs. Box 2 - LM x Box 2,40	E8Z8	E8XR	EJ6G	E8Z9	E8ZA	● 139
 Angolare Dx Sx Corner Tile Dx Sx	Nat. Rett. 33x120x3,2x3,2 12 ^{15/16} "x47 ^{1/4} "x1 ^{1/4} "x1 ^{1/4} " Pcs. Box 1 - LM x Box 1,20	DX E8Y6	DX E8XP	DX EJ65	DX E8Y8	DX E8YA	● 142
	Nat. Rett. 33x120x3,2x3,2 12 ^{15/16} "x47 ^{1/4} "x1 ^{1/4} "x1 ^{1/4} " Pcs. Box 1 - LM x Box 1,20	SX E8Y7	SX E8XQ	SX EJ6K	SX E8Y9	SX E8YC	
 Cove Base*	Nat. 16x30 - 6 ^{5/16} "x11 ^{13/16} " Pcs. Box 30	E90E	E90A	EJ6M	E2TN	E90F	● 27
 Cove Base Ang. Int.* Cove Base In Corner	Nat. 2,5x16 - 1 ^{5/16} "x6 ^{5/16} " Pcs. Box 10	E8YM	E8YJ	EJ6P	E2SF	E8YN	● 25
 Cove Base Ang. Est.* Cove Base Out Corner	Nat. 2,5x16 - 1 ^{5/16} "x6 ^{5/16} " Pcs. Box 10	E8YG	E8YD	EJ6Q	E2SE	E8YH	● 25

* Ordine minimo 500 pezzi - Minimum order: 500 pieces - Commande minimale 500 pièces - Mindestbestellmenge 500 Stücke - Pedido mínimo 500 piezas - Минимальный заказ - 500 штук

IMBALLI E PESI

Packing and Weight | Emballages et Poids | Verpackung und Gewicht | Embalajes y Pesos | Упаковка и Вес







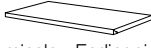




Formato Size Format Format Тamaño Формат Формат cm	Spessore Thickness Epaisseur Stärke Espesor Толщина mm	Pz. x Mq. Pieces x Sqm Pcs / M ² Stk. x Qm Pzs x Mc. Шт x Кв.М.	Pz. x Scat. Pieces x Box Pcs / Bte Stk. x Krt. Pzs x Caja Шт x Кор.	Mq. x Scat. Sqm x Box M ² / Bte Qm x Krt. Mc. x Caja Кв.М. x Кор.	Peso x Scat. Weight x Box Poids / Bte Gewicht x Krt. Peso x Caja Вес x Кор. Kg	Scat. x Pal. Boxes x Pal. Bte / Pal. Krt. x Pal. Cajas x Pal. Кор. x Подд.	Mq. x Pal. Sqm x Pal. M ² / Pal. Qm x Pal. Mc. x Pal. Кв.М x Подд.	Peso x Pal. Weight x Pal. Poids / Pal. Gewicht x Pal. Peso x Pal. Вес x Подд. Kg
120x278 Naturale	6,5	0,30	1	3,336	58,03		vedi a fianco - see next page	
60x120 Naturale	10	1,39	2	1,440	34,15	36	51,84	1229
30x120 Naturale	10	2,78	4	1,440	33,55	36	51,84	1208
15x120 Naturale	10	5,56	6	1,080	24,65	42	45,36	1035
90x90 Naturale	10	1,23	2	1,620	36,78	24	38,88	883
45x90 Naturale	10	2,47	3	1,215	27,74	32	38,88	888
60x60 Naturale	10	2,78	3	1,080	24,19	40	43,20	968
45x90 Naturale 20MM	20	2,47	2	0,810	35,34	24	19,44	848
60x60 Naturale 20MM	20	2,78	2	0,720	32,59	32	23,04	1043
30x60 Naturale	10	5,56	6	1,080	23,97	40	43,20	959
10x30 Naturale	10	33,33	27	0,810	16,85	72	58,32	1213
30x30 Mosaico	10	11,11	5	0,450	7,50	60	27,00	450
30x60 Listelli sfalsati	10	5,56	4	0,720	16	30	21,60	480
30x120 Parallelo	10	2,78	4	1,440	31,61	36	51,84	1138

CORNERSTONE



PEZZI SPECIALI

20MM

Trims | Peces Especiales | Formteile | Piezas Especiales | Специальные Изделия

	Dimensione Size					Fascia di prezzo Price band				
 Gradone - Step	Nat. Rett. 33x60x5 12 ^{15/16} "x23 ^{5/8} "x1 ^{15/16} " Pcs. Box 2 - LM x Box 1,20	E8ZJ	E8ZM	E2T8	-	● 99				
	Nat. Rett. 33x90x5 12 ^{15/16} "x35 ^{7/16} "x1 ^{15/16} " Pcs. Box 2 - LM x Box 1,80	E9UL	E9UP	-	E9UE	● 120				
 Angolare Dx Sx Corner Tile Dx Sx	Nat. Rett. 33x60x5 12 ^{15/16} "x23 ^{5/8} "x1 ^{15/16} " Pcs. Box 2 - LM x Box 1,20	DX E8ZK	SX E8ZL	DX E8ZN	SX E8ZP	DX E8ZG	SX E8ZH	DX -	SX -	● 129
	Nat. Rett. 33x90x5 12 ^{15/16} "x35 ^{7/16} "x1 ^{15/16} " Pcs. Box 2 - LM x Box 1,80	DX E9UM	SX E9UN	DX E9UQ	SX E9UR	DX -	SX -	DX E9UF	SX E9UG	● 137
 Terminale - Endingpiece	Nat. Rett. 33x60x2,5 12 ^{15/16} "x23 ^{5/8} "x1 ^{15/16} " Pcs. Box 2 - LM x Box 1,20	E2T9		E8ZY		E8ZT		-	● 99	
	Nat. Rett. 33x90x2,5 12 ^{15/16} "x35 ^{7/16} "x1 ^{15/16} " Pcs. Box 2 - LM x Box 1,80	E9VA		E9VE		-		E9V4		● 120
 Ang. Terminale Dx Sx Endingpiece Corner Dx Sx	Nat. Rett. 33x60x2,5 12 ^{15/16} "x23 ^{5/8} "x1 ^{15/16} " Pcs. Box 2 - LM x Box 1,20	DX E8ZW	SX E8ZX	DX E8ZZ	SX E900	DX E8ZU	SX E8ZV	DX -	SX -	● 129
	Nat. Rett. 33x90x2,5 12 ^{15/16} "x35 ^{7/16} "x1 ^{15/16} " Pcs. Box 2 - LM x Box 1,80	DX E9VC	SX E9VD	DX E9VF	SX E9VG	DX -	SX -	DX E9V5	SX E9V6	● 137
 Gradino - Stair Tread	Nat. Rett. 33x60 - 12 ^{15/16} "x23 ^{5/8} " Pcs. Box 2 - LM x Box 1,20	E903		E904		E902		-	● 86	
	Nat. Rett. 33x90 - 12 ^{15/16} "x35 ^{7/16} " Pcs. Box 2 - LM x Box 1,80	E9VP		E9VQ		-		E9VM		● 114
 Alzata - Riser	Nat. Rett. 16,5x60 - 6 ^{1/2} "x23 ^{5/8} " Pcs. Box 2 - LM x Box 1,20	E2T6		E2T7		E2T5		-	● 35	
	Nat. Rett. 16,5x90 - 6 ^{1/2} "x35 ^{7/16} " Pcs. Box 4 - LM x Box 3,60	E9TZ		E9U0		-		E9TX		● 46
 Battiscopa Scala Dx Sx Tread Skirting Dx Sx	Nat. Rett. 7x60x60 2 ^{3/4} "x23 ^{5/8} "x23 ^{5/8} " Pcs. Box 2 - LM x Box 1,20	DX E8YT	SX E8YU	DX E2SG	SX E2SH	DX E8YR	SX E8YS	DX E9TM	SX E9TN	● 36

Slabs 120x278

Articolo Item Reference Artikel Articulo Артикул	Dimensione (cm) Size (cm) Format (cm) Format (cm) Tamaño (cm) Формат (cm)	Nr. Lastre No. of Slabs Nbre Dalles Anz. Platten N° de Placas Кол. плит	Mq. x Imballo sqm per Pack m ² / Emballage qm pro Verpackung m ² por embalaje Кв.м. x упаковку	Peso Imballo (Kg) Weight of Packaging (kg) Poids Emballage (kg) Gewicht Verpackung (kg) Peso embalaje (kg) Вес упаковки (кг)	Peso Imballo+Lastre (Kg) Weight of Packaging + Slabs (kg) Poids Emballage+Dalles (kg) Gewicht Verpackung+Platten (kg) Peso embalaje + placas (kg) Вес упаковки + плит (кг)
 120x278 Cassa - Crate - Caisse Kiste - Caja - Ящик	136,5x291,5x41,5h	18	60,05	120	1164
 120x278 Cavalletto - A-Frame - Chevalet de transport - Transportgestell Caballete - Подставка	75x290x160h	40	133,44	180	2500